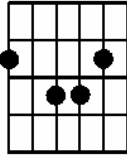
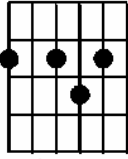
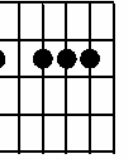
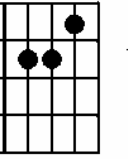
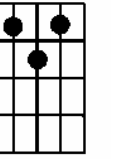
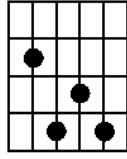
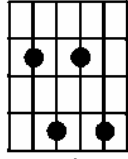
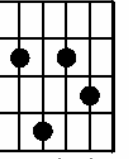
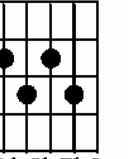
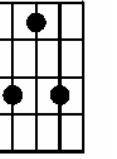
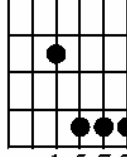
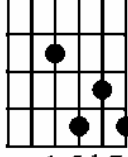
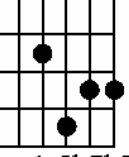
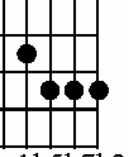
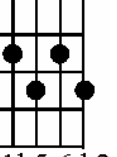
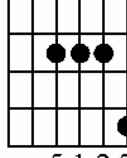
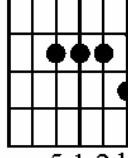
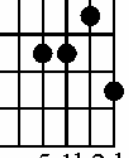
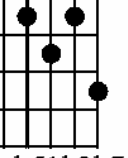
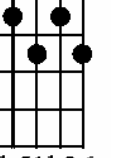


Exercici 3 Qualitat dels acords de séptima

En aquest exercici es tracta de tocar els diferents acords de séptima agafant com a model l'acord de C i situant la tònica en diferents cordes. Noteu els subtils moviments de les veus. En l'arxiu d'àudio trobareu una roda amb tots els acords en l'ordre en què estan escrits, usant cada acord durant dos compassos.

	Cmaj7	C7	Cm7	Cm7b5	Cdim
VIII					
	1 7 3 5	1 b7 3 5	1 b7b3 5	1 b7b3b5	1 6 b3b5
	Cmaj7	C7	Cm7	Cm7b5	Cdim
III					
	1 5 7 3	1 5 b7 3	1 5 b7b3	1b5b7b3	1b5 6 b3
	Cmaj7	C7	Cm7	Cm7b5	Cdim
X					
	1 5 7 3	1 5 b7 3	1 5b7b3	1b5b7b3	1b5 6 b3
	Cmaj7	C7	Cm7	Cm7b5	Cdim
V					
	5 1 3 7	5 1 3 b7	5 1b3 b7	b51b3b7	b51b36

Com a extensió, podeu combinar aquestes digitacions amb les de l'exercici 1.